

RECOMMENDED P.C.B. LAYOUT
ALL TOLERANCE $\pm 0.05\text{mm}$

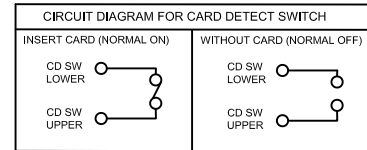
SOLDER AREA
 NONE CIRCUIT DIAGRAM AREA

1	INITIAL RELEASE	JACK WU	2010/08/24
2	NEW FORM	JACK WU	2020/04/23
3			

SPECIFICATION:

1. Current Rating: 0.5A
2. Contact Resistance: 100mΩ Max.
3. Insulator Resistance: 1000MΩ Min.
4. Withstanding Voltage: 500V AC
5. Durability: 5,000 Cycles
6. Operating Temperature : -40°C ~ +85°C

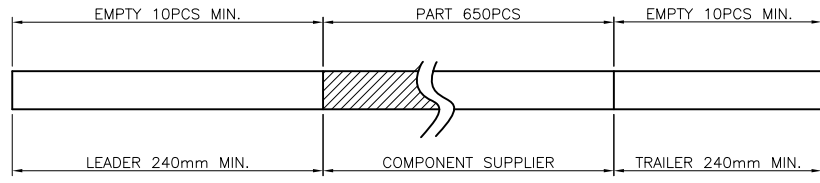
PIN NO.	DESCRIPTION
P1	C1:VCC
P2	C5;GND
P3	C2;RST
P4	C6;VPP
P5	C3;CLK
P6	C7;I/O
P7	POL
P8	DET



7.	CD2 SWITCH	Copper Alloy , Gold Plating on Contact Area
6.	CAM PIN	Stainless Steel
5.	COLL SPRING	SWP.
4.	HEART CAM	Hi-Temp Thermoplastic UL94v-0, Black
3.	SHELL	Stainless Steel , Gold Plated on Solder Area
2.	CONTACT	Copper Alloy , Gold Plating on Contact Area
1.	HOUSING	Hi-Temp Thermoplastic UL94v-0, Black

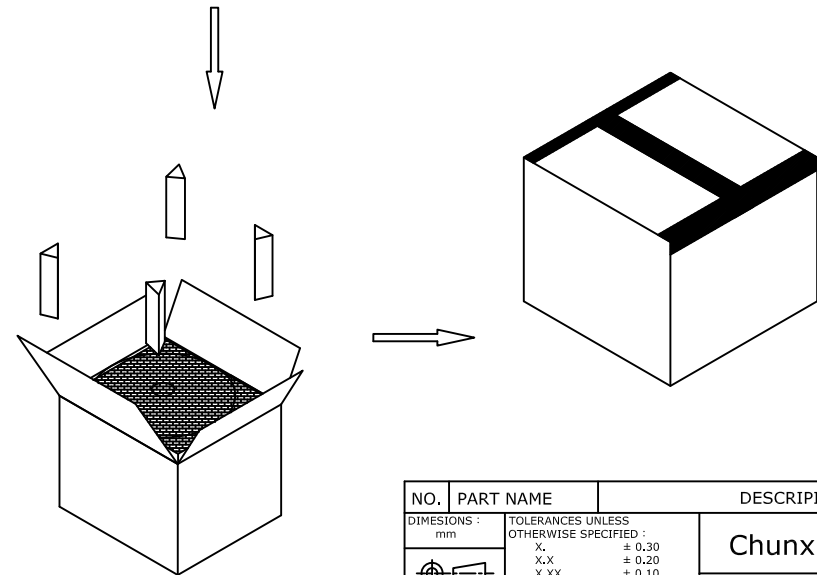
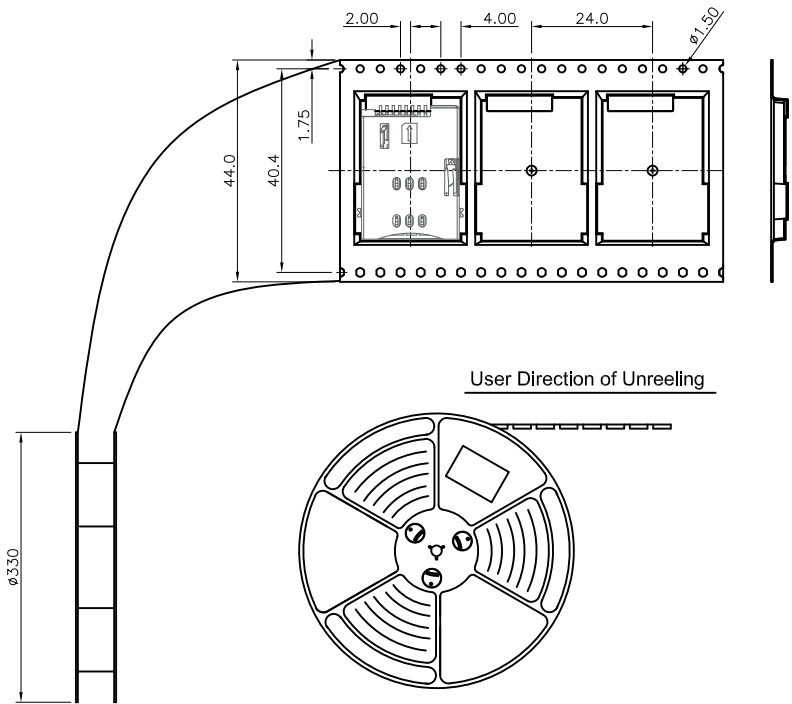
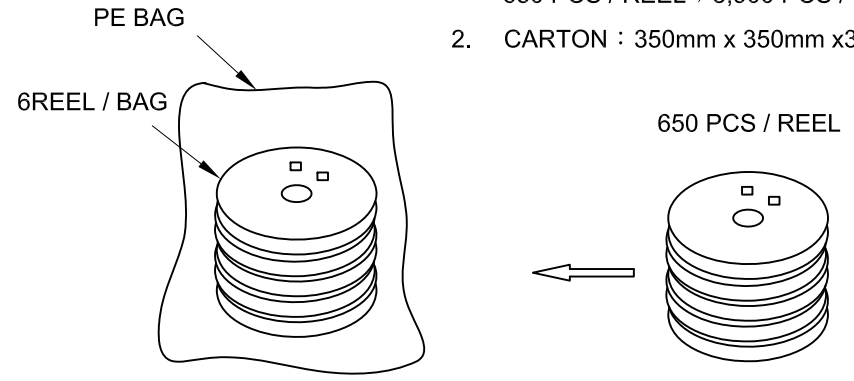
NO.	PART NAME	DESCRIPTION
DIMENSIONS : mm TOLERANCES UNLESS OTHERWISE SPECIFIED : X. ± 0.30 X.X ± 0.20 X.XX ± 0.10 ANGLES ± 3°		
SCALE 1 : 1 SHEET 1/2 SIZE A4 CUSTOMER DRAWING		Chunxin Technology NAME SIM Socket Push Push Type, 6Pin w/SW, H=1.8mm PRODUCT No. CX1-SM6201-41 DRAWING No. CS-SIM001

1	INITIAL RELEASE	JACK WU	2010/08/24
2	NEW FORM	JACK WU	2020/04/23
3			



NOTES

- NUMBER OF CONNECTORS :
650 PCS / REEL ; 3,900 PCS / CARTON
- CARTON : 350mm x 350mm x340mm



NO.	PART NAME	DESCRIPTION
DIMENSIONS : mm		TOLERANCES UNLESS OTHERWISE SPECIFIED :
		X, ± 0.30
		X.X, ± 0.20
		X.XX, ± 0.10
		ANGLES ± 3°
SCALE	DWN	20100824
1 : X	JACK WU	20100824
SHEET	CHK	20100824
2/2	PETER WANG	
SIZE	APVD	20100824
A4	SIMON LI	
CUSTOMER DRAWING		PRODUCT No. CX1-SM6201-41
		DRAWING No. CS-SIM001

Chunxin Technology

NAME
SIM Socket Push Push Type,
6Pin w/SW, H=1.8mm

PRODUCT No. CX1-SM6201-41

DRAWING No. CS-SIM001